CAST IRON

MOISTURE SEPARATOR

INTRODUCTION

Leader Steam Moisture Separators are used for the removal of entrained liquid or solids from steam. When a vapor entrained with moisture enters the steam separator, a series of baffles change its flow direction several times. During the process, the baffles in the housing collect impinged water droplets that are carried in the vapor. Gravity causes the accumulated water droplets and other foreign particles to fall to the drain and exit through an external trap. This allows clean, dry vapor to exit at the outlet of the separator.

PRINCIPAL FEATURES

- Design Standard: Mfg. Standard.
- Baffle type design.
- Horizontal Installation.
- Removes 99% of all particles > 10 microns in size.
- Optimal gravity discharge.
- Long-lasting cast iron construction.
- Available with IBR III-C certificate.
- Flanges as per BS:4504 PN-10 (FF) Drilled.

END CONNECTION

Flanges as per BS:4504 PN-10 (FF) Drilled.

UTILISATION & SERVICE

"LEADER" Cast Iron Moisture Separator are suitable for above-ground installations.
Best suited for potable water, treated fresh water, neutral liquids & some gases.

WORKING PRESSURE

Maximum Working Pressure: 10 Bar.
See Pressure / Temperature Diagram.

TEMPERATURE LIMITS

Maximum Working temperature: 220ºC.
See Pressure / Temperature Diagram.



Item Code:	CI0036
Pressure Rating:	PN-10
Testing Standard:	Mfg. Standard
Size Range:	25mm to 100mm
Product Standard:	Mfg. Standard

SUITABLE FOR

Water	Oil	Air	Gases	Steam
✓				✓

TEST PRESSURE (Hydrostatic)

Rating	PN-10
Body (Hyd.)	22 Bar

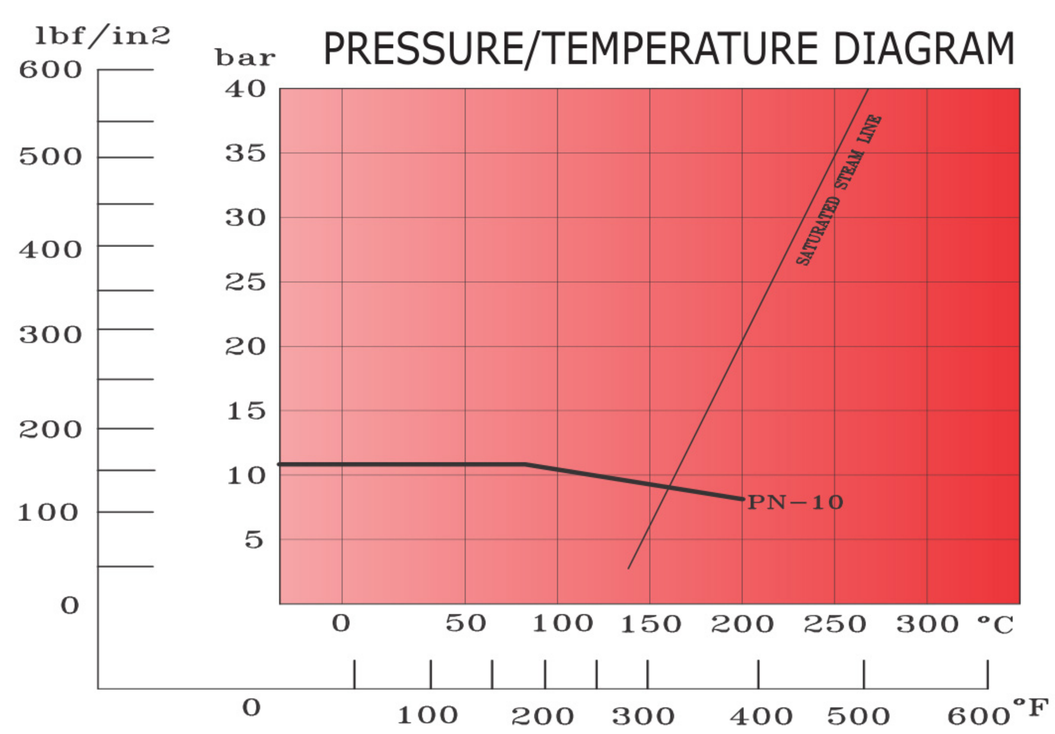

Note : The above data is subject to change without notice due to our continuing product improvement program.

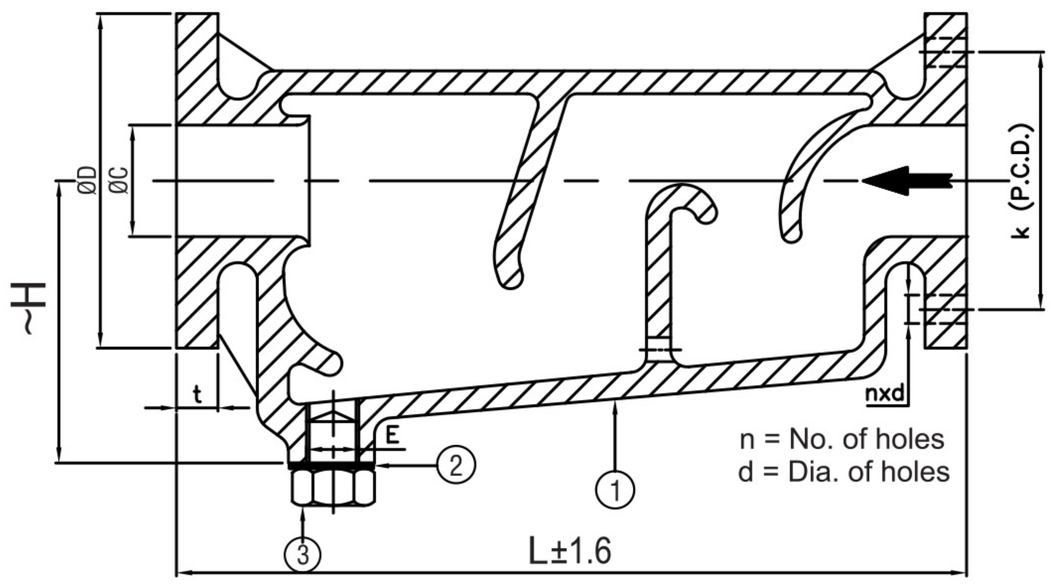

MATERIAL SPECIFICATION

P.No.	NAME OF PART	MATERIAL	SPECIFICATION
1	BODY	CAST IRON	IS 210 Gr. FG260
2	GASKET	C.N.A.F.	BS 1832
3	PLUG	GUN METAL	BSEN 1982 Gr. CC491K

DIMENSIONAL DATA

SIZE (mm)	25	40	50	65	80	100
L±1.6	275	370	466	485	485	692
~H	78	113	146	172	175	238
ØC	25	38	50	65	76	100
E	1/2" B.S.P.	1/2" B.S.P.	1/2" B.S.P.	1/2" B.S.P.	1" B.S.P.	1" B.S.P.
ØD	115	150	165	185	200	220
t	16	18	20	20	22	24
k	85	110	125	145	160	180
n	4	4	4	4	8	8
d	14	19	19	19	19	19

Note : The above data is subject to change without notice due to our continuing product improvement program.