LEADER VALVES LIMITED

FORGED THREADED FITTINGS

Product	Elbow 90 Deg.	Elbow 45 Deg.	Tee	Full Coupling	Half Coupling	Round Cap
Product Standard	ASME B16.11	ASME B16.11	ASME B16.11	ASME B16.11	ASME B16.11	ASME B16.11
Material	A105, LF2, F5, F9, F11, F22, F304, F304L, F316, F316L, F321	A105, LF2, F5, F9, F11, F22, F304, F304L, F316, F316L, F321	A105, LF2, F5, F9, F11, F22, F304, F304L, F316, F316L, F321	A105, LF2, F5, F9, F11, F22, F304, F304L, F316, F316L, F321	A105, LF2, F5, F9, F11, F22, F304, F304L, F316, F316L, F321	A105, LF2, F5, F9, F11, F22, F304, F304L, F316, F316L, F321
End Detail	Screwed Female NPT Threads to ANSI/ASME B1.20.1	Screwed Female NPT Threads to ANSI/ASME B1.20.1	Screwed Female NPT Threads to ANSI/ASME B1.20.1	Screwed Female NPT Threads to ANSI/ASME B1.20.1	Screwed Female NPT Threads to ANSI/ASME B1.20.1	Screwed Female NPT Threads to ANSI/ASME B1.20.1







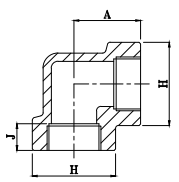

90° ELBOW

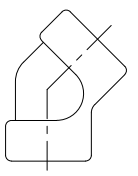
45° ELBOW

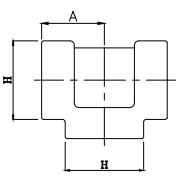

TEE

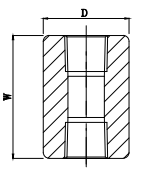

COUPLING

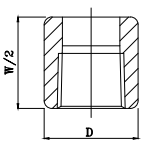

HALF–COUPLING

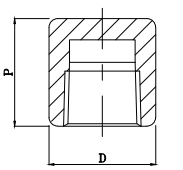

CAP

DN	NOM. PIPE SIZE	CENTER TO END ELBOW, TEE CROSS 'A'			CENTER TO END 45 ELBOW 'C'			OUTSIDE DIAMETER OF BAND 'H'			END TO END COUPLING W	END TO END CAP P		OUTSIDE DIAMETER D	
		2000	3000	6000	2000	3000	6000	2000	3000	6000	3000 & 6000	3000	6000	3000	6000
6	1/8	21	21	25	17	17	19	22	22	25	32	19	-	18	22
8	1/4	21	25	28	17	19	22	22	25	33	35	25	27	19	25
10	3/8	25	28	33	19	22	25	25	33	38	38	25	27	22	32
15	1/2	28	33	38	22	25	28	33	38	46	48	32	33	28	38
20	3/4	33	38	44	25	28	33	38	46	56	51	37	38	35	44
25	1	38	44	51	28	33	35	46	56	62	60	41	43	44	57
32	1-1/4	44	51	60	33	35	43	56	62	75	67	44	46	57	64
40	1-1/2	51	60	64	35	43	44	62	75	84	79	44	48	64	76
50	2	60	64	83	43	44	52	75	84	102	86	48	51	76	92

Threads shall be NPT as per ASME B 1.20.1 Other forms of threads can also be provided on request.