GUN METAL/BRONZE

IS778
CM/L-0485757

GATE VALVE

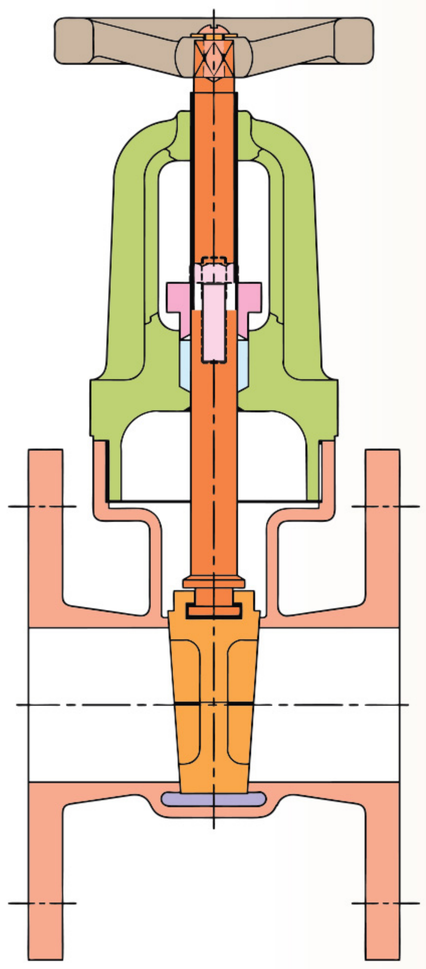

SCREW	1
WASHER	2
HAND WHEEL	3
BONNET	4
STEM	5
GLAND	6
PACKING	7
BODY	8
WEDGE	9
STUDS NUTS	10

- **Item Code:** IS 006 & IS 012
- **Pressure Rating:** CL-1 & CL-2
- **Testing Standard:** IS 6157
- **Size Range:** 15mm to 100mm
- **Product Standard:** IS 778

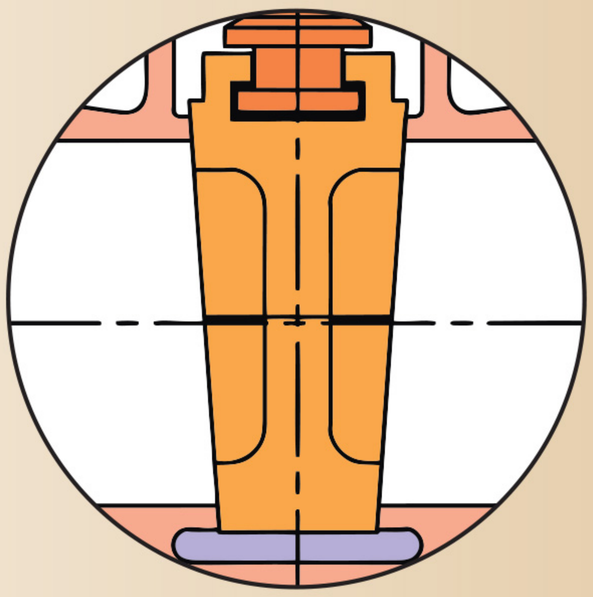

PRESSURE/TEMPERATURE DIAGRAM

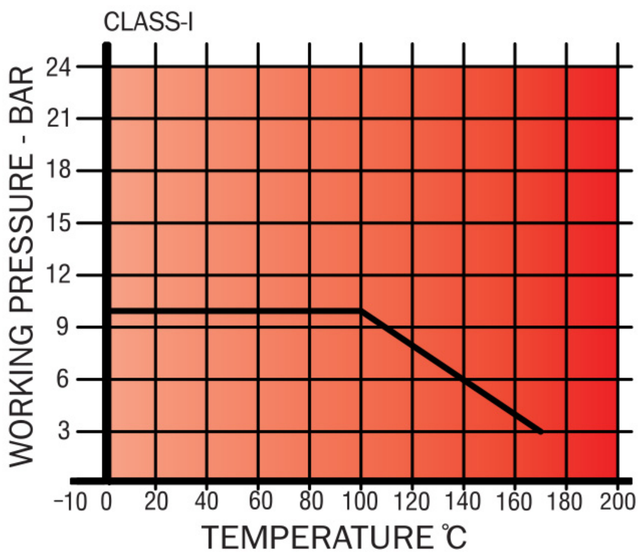

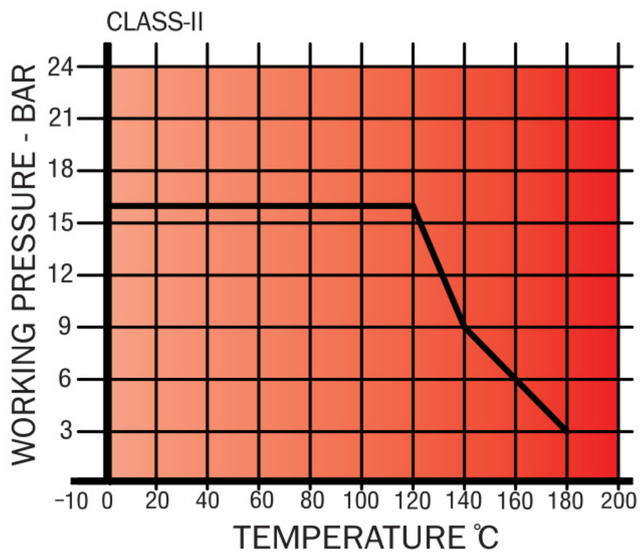

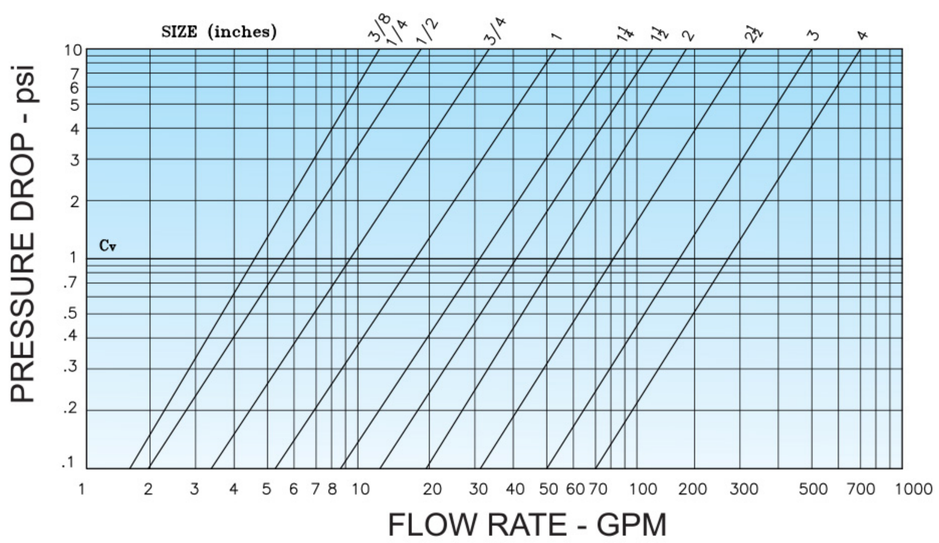

Note : The above data is subject to change without notice due to our continuing product improvement program.

PRINCIPAL FEATURES

- Design Std.: IS:778.
- Screwed in bonnet, Outside Screw, Yoke type, rising stem, integral seat.
- Flanged ends as per IS 778.
- Heavy duty full bore.
- Extra strength of stem with high tensile brass.
- Provision for repacking under pressure in the installed condition.
- Sheet metal handwheel offers better strength & convenient operation.
- Easy visual control of open / closed position marked on the handwheel / name plate.
- Available with open-shut indicator & locking arrangement on request.

END CONNECTION

- Flanges as per IS:778 Class-I / Class-II,FF.

UTILISATION & SERVICE

- "LEADER" Gun Metal Gate valves are suitable for above-ground installations.
- Best suited for potable water, treated fresh water, neutral liquids & some gases.

WORKING PRESSURE

- Maximum Working Pressure: (Class-I) 10 Bar, (Class-II) 16 Bar.
- See Pressure / Temperature Diagram.

TEMPERATURE LIMITS

- Maximum working temperature: 45°C.
- See Pressure / Temperature Diagram.

PRESSURE RATING: CL-1 & CL-2

TEST PRESSURE (Hydrostatic)		TEST PRESSURE (Hydrostatic)	
CLASS - 1		CLASS - 2	
BODY	SEAT	BODY	SEAT
1.5 Mpa (217.5 psig)	1.0 Mpa (145 psig)	2.4 Mpa (348 psig)	1.6 Mpa (232 psig)

SUITABLE FOR

Water	Oil	Air	Gases
✓		✓	✓

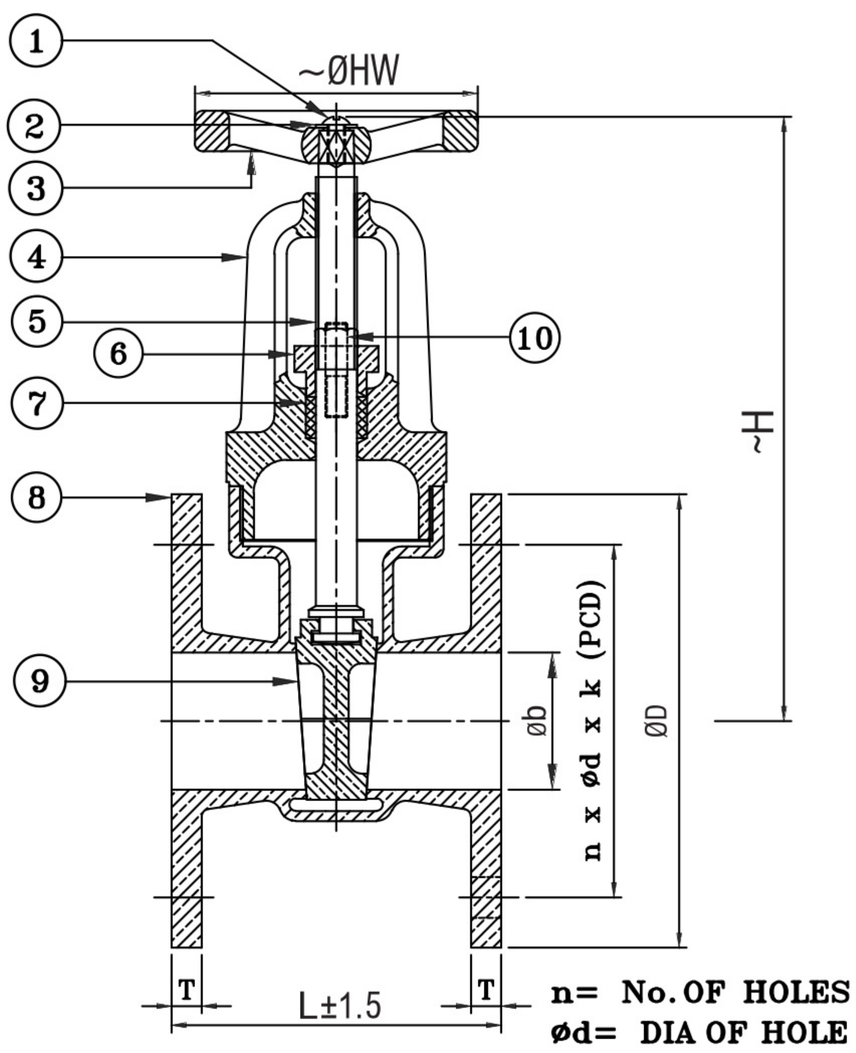

DIMENSION TABLE

SIZE (mm)	15	20	25	32	40	50	65	80	100
L	72	76	90	100	110	120	140	150	190
~H	115	120	145	165	203	220	300	340	380
~ØHW	62	62	70	78	92	103	130	150	165
Øb	15	20	25	32	40	50	65	80	100
ØD	95	105	115	140	150	165	185	200	220
T	6	6	8	8	9	11	13	13	16
K	65	75	85	100	110	125	145	160	180
n	4	4	4	4	4	4	4	8	8
Ød	14	14	14	18	18	18	18	18	18
Item Code (CL-1)	IS006	IS006	IS006	IS006	IS006	IS006	IS006	IS006	IS006
Item Code (CL-1)	IS012	IS012	IS012	IS012	IS012	IS012	IS012	IS012	IS012

MATERIAL SPECIFICATION

P.No.	NAME OF PART	MATERIAL	SPECIFICATION
1	SCREW	CARBON STEEL	IS 1367
2	WASHER	CARBON STEEL	IS 2062 Gr. A
3	HAND WHEEL	CAST IRON (IS 210 Gr.FG200) / M.S. SHEET (POWDER COATED)	
4	BONNET	LEADED TIN BRONZE	IS 318 Gr. LTB2
5	STEM	HIGH TENSILE BRASS	IS 6912 Gr. FHTB1
6	GLAND	LEADED TIN BRONZE / BRASS ROD	IS 318 Gr. LTB2 / IS 6912 Gr. FHTB1
7	PACKING	HEMP & JUTE	IS 5414
8	BODY	LEADED TIN BRONZE	IS 318 Gr. LTB2
9	WEDGE	LEADED TIN BRONZE / FORGED BRASS	IS 318 Gr. LTB2 / IS 6912 Gr. FLB
10	STUDS & NUTS	CARBON STEEL	IS 1363 Gr. 4.6 / IS 1363 Gr. 4

Note : The above data is subject to change without notice due to our continuing product improvement program.