GUN METAL/BRONZE PRESSURE REDUCING VALVE

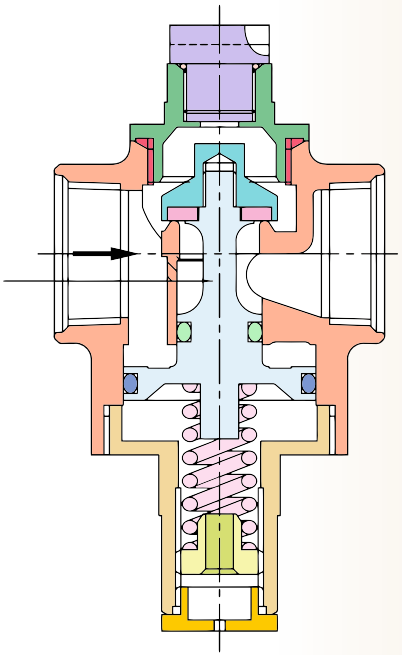

BOTTOM COVER	11	TOP COVER PLUG	1
ADJUSTING SCREW	12	TOP COVER	2
BOTTOM COVER PLUG	13	BODY SEAL	3
'O'-RING (TOP COVER)	14	BODY	4
		DISC HOLDER	5
		DISC	6
		STEM	7
		'O'-RING (STEM)	8
		'O'-RING (PISTON)	9
		SPRING	10

- **Item Code:** GM0123
- **Pressure Rating:** PN-20
- **Testing Standard:** BS 6755 PART-1
- **Size Range:** 65mm to 100mm
- **Product Standard:** Mfg. Standard

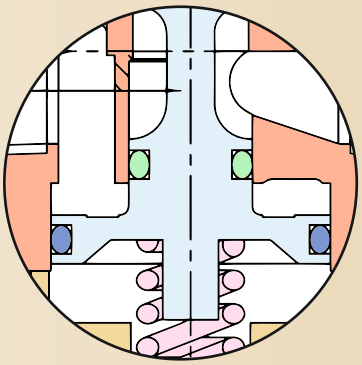

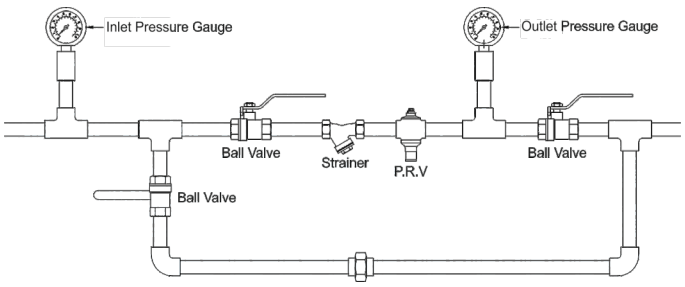

LAYOUT DIAGRAM

DISCHARGE DATA

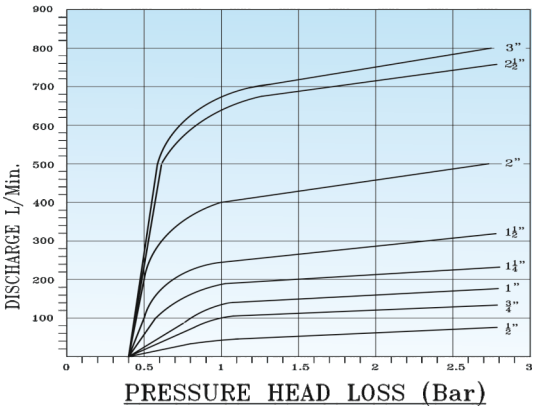

The chart shows the curve at 8 Bar inlet pressure and 3 Bar set pressure. Curves for other settings are similar, the curve shifts slightly to the left for the smaller differential & to the right for a greater differential.

Note : The above data is subject to change without notice due to our continuing product improvement program.

LEADER VALVES LIMITED

PRINCIPAL FEATURES

- Screwed Female Ends to BS:21 / IS : 554.
- Spring Loaded Piston Type design provided with high quality Nitrile Rubber "O" ring to have less maintenance cost.
- Provision for pressure gauge is provided.
- Designed to suite precise application requiring accurate pressure rating (pressure drop being less).
- Most ideal for Sensitive & a consistent fluid regulation.
- No external source of energy required.
- Very rugged type of construction leads to low damages and self operating in nature.
- Can be installed in 360 Deg. Rotational Axis.
- Compact Size, easy to install.
- Facility provided to install a pressure gauge of ¼" BSP size to gauge the critically relevant outlet pressure.
- All 'O' rings are of superior food grade material, hence ensuring absolute zero health hazard.

END CONNECTION

- Screwed Female BSP Parallel Threads.

UTILISATION & SERVICE

- "LEADER" Gun Metal Pressure Reducing Valves are suitable for above-ground installations.
- Best suited for potable water & treated fresh water.

WORKING PRESSURE

- Maximum Inlet Pressure: 20 Bar.

TEMPERATURE LIMITS

- Maximum working temperature: 100°C.

PRESSURE RATING: PN-20

- Body Test Pressure : 20 Bar Hyd.
- Maximum Inlet Pressure : 20 Bar.
- Outlet Pressure Range : 0.5 to 6 Bar.

SUITABLE FOR

Water	Oil	Air	Gases
✓			

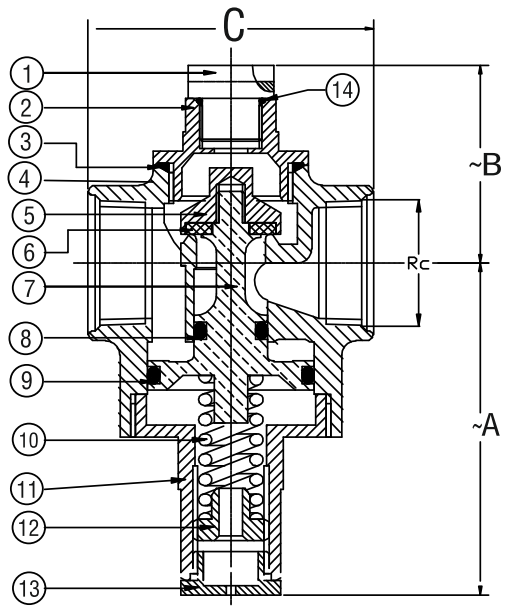

DIMENSIONAL DATA

SIZE (mm)	65	80	100
C	110	140	215
~B	68	94	94
~A	110	146	168
Rc	2-1/2"	3"	4"
Item Code	GM 123	GM 123	GM 123

MATERIAL SPECIFICATION

P.No.	NAME OF PART	MATERIAL	SPECIFICATION
1	TOP COVER PLUG	PVC	–
2	TOP COVER	GUN METAL / FORGED BRASS	BSEN 1982 Gr. CC491K / IS 6912 Gr. FLB
3	BODY SEAL	RUBBER 'O' RING	–
4	BODY	GUN METAL	BSEN 1982 Gr. CC491K
5	DISC HOLDER	BRASS ROD	IS 6912 Gr. FLB
6	DISC	NEOPRENE RUBBER	BS 2752
7	STEM	FORGED BRASS	IS 6912 Gr. FLB
8	'O'RING (STEM)	NITRILE	SHORE HARDNESS 60
9	'O'RING (PISTON)	NITRILE	SHORE HARDNESS 60
10	SPRING	CARBON STEEL	ZINC PLATED
11	BOTTOM COVER	GUN METAL	BSEN 1982 Gr. CC491K
12	ADJUSTING SCREW	HIGH TENSILE BRASS	IS 6912 Gr. FLB
13	BOTTOM COVER PLUG	PVC	–
14	'O'RING (TOP COVER)	NITRILE	SHORE HARDNESS 60

Note : The above data is subject to change without notice due to our continuing product improvement program.